



NIGERIA GAS DASHBOARD

2023

2024

2025

Reserve volumes are as at the 1st January each year

Gas Reserves

208.83

209.26

210.54

TCF

Gas Production

6.91

6.99

BSCFD

7.59**

** Production is YTD July 31 2025

Export Market

LNG / WAGP

34.08%

35.28%

35.88%

Domestic Market

POWER /
INDUSTRIAL/
COMMERCIAL

25.96%

28.97%

27.82%

Field/Plant Use

FUEL/
GAS LIFT/
RE-INJECTION

32.32%

28.21%

29.13%

Flare

FLARE

7.38%

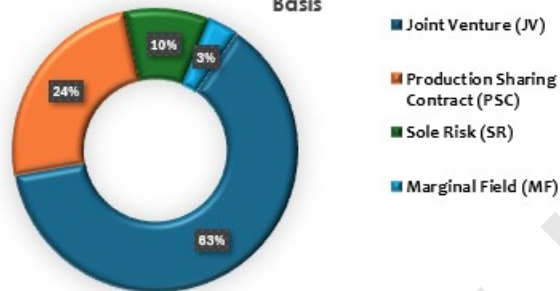
7.55%

7.16%

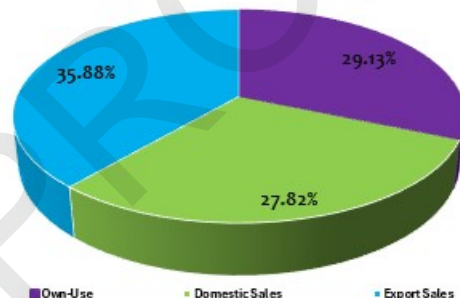
Snapshot on NUPRC 2025 Gas Production Outlook



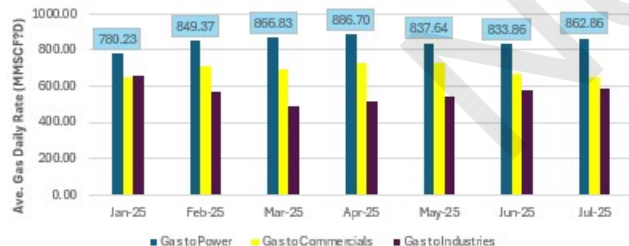
Percentage of Gas Production on Contract Type Basis



Percentage of Gas Utilization YTD July 2025



YTD-July 2025 Monthly Average Gas Supplied to Strategic Sectors



YTD July 2025 Monthly DGDO Performance

