

 NIGERIAN UPSTREAM PETROLEUM REGULATORY COMMISSION	Applicable to all Oil & Gas Operators and Service Providers
GUIDELINES AND PROCEDURES FOR TRAVEL TO OFFSHORE/SWAMP LOCATIONS AND OBTAINMENT OF OFFSHORE SAFETY PERMIT	Code: NUPRC Guide 0015 - 2024 Revision Date: 1st August 2024

GUIDELINES AND PROCEDURES **FOR TRAVEL TO OFFSHORE/SWAMP LOCATIONS AND** **OBTAINMENT OF OFFSHORE SAFETY PERMIT**

ISSUED BY

NIGERIAN UPSTREAM PETROLEUM REGULATORY COMMISSION

2024


 NIGERIAN UPSTREAM PETROLEUM REGULATORY COMMISSION	Applicable to all Oil & Gas Operators and Service Providers
GUIDELINES AND PROCEDURES FOR TRAVEL TO OFFSHORE/SWAMP LOCATIONS AND OBTAINMENT OF OFFSHORE SAFETY PERMIT	Code: NUPRC Guide 0015 - 2024 Revision Date: 1st August 2024

Table of Contents

1. INTRODUCTION.....	1
1.1 Purpose	1
1.2 Scope.....	1
2. OFFSHORE/SWAMP LOCATION TRAVEL REQUIREMENTS	1
2.1 Travel to Offshore/Swamp Facility	1
3. OSP APPLICATION	2
3.1 Online Data Submission	2
3.2 Biometrics Registration	2
3.3 Mandatory Requirements for Obtaining OSP	2
3.3.1 Exception Note to the Mandatory Requirements for Obtaining OSP	3
3.4 Types of Offshore Safety Permits	3
3.4.1 Full Offshore Safety Permit	4
3.4.2 Travel Safely by Boat Offshore Safety Permit	5
3.4.3 Marine Crew Offshore Safety Permit (Restricted to Marine Crew)	5
3.4.4 Helicopter-only Offshore Safety Permit (Restricted to Helicopter only travellers).....	5
3.4.5 Infrequent Offshore Traveller Safety Permit	6
3.4.6 One-Time Visit Offshore Safety Permit	6
3.4.7 Special Offshore Safety Permit	6
3.5 OSP Fees	7
3.6 Validity of OSP	7
3.7 Replacement of Lost Offshore Safety Permit Card	8
3.8 Damaged Offshore Safety Permit Card	8
4. Final Preparation for Travelling Offshore/SWAMP	8
4.1 Final checks for passengers.....	8
4.1.1 Prohibited Items	9
4.1.2 Exception Note on Prohibited Items	9
4.2 Embarkation Points	10
4.3 Maximum Duration of Work at Offshore/Swamp Oil and Gas Handling Facilitiesand Rigs	10

 NIGERIAN UPSTREAM PETROLEUM REGULATORY COMMISSION	Applicable to all Oil & Gas Operators and Service Providers
GUIDELINES AND PROCEDURES FOR TRAVEL TO OFFSHORE/SWAMP LOCATIONS AND OBTAINMENT OF OFFSHORE SAFETY PERMIT	Code: NUPRC Guide 0015 - 2024 Revision Date: 1st August 2024


4.3.1	Exception Note to the Maximum Duration of Work at Offshore/Swamp Oiland Gas Handling Facilities and Rigs	11
4.4	Health and Hygiene Practices for Travelling to Offshore/Swamp Location	11
5.	HELICOPTER TRAVEL.....	12
5.1	Check-in	12
5.1.1	Baggage and Security	12
5.1.2	Helicopter Safety	12
5.1.3	Carriage of Dangerous Goods.....	12
5.2	Arrival and Departure	13
5.2.1	Arrival at Manned Platform.....	13
5.2.2	Arrival at Unmanned Platform	13
5.2.3	Departure at Manned Platforms	14
5.2.4	Departure at Unmanned Platforms.....	14
6.	BOAT TRAVEL	15
6.1	Check-in and Boarding Procedure	15
6.1.1	Passenger Safety	15
6.1.2	Personnel Transfer to Platforms	16
6.1.3	Personnel Transfers using Capsules/Basket.....	16
6.1.4	Bridge and Gangway Transfers	16
6.1.5	Swing Rope Access.....	17
6.2	Arrival and Departure at Manned Installations.....	17
6.2.1	Arrival.....	17
6.2.2	Departure	17
6.3	Arrival and Departure at Unmanned Installations	18
6.3.1	Arrival.....	18
6.3.2	Departure	18
7.	SANCTIONS	18
8.	GLOSSARY	19

 NIGERIAN UPSTREAM PETROLEUM REGULATORY COMMISSION	Applicable to all Oil & Gas Operators and Service Providers
GUIDELINES AND PROCEDURES FOR TRAVEL TO OFFSHORE/SWAMP LOCATIONS AND OBTAINMENT OF OFFSHORE SAFETY PERMIT	Code: NUPRC Guide 0015 - 2024 Revision Date: 1st August 2024

List of Tables

Table 1: Types of Offshore Safety Permits	8
--	----------


NUPRC

 NIGERIAN UPSTREAM PETROLEUM REGULATORY COMMISSION	Applicable to all Oil & Gas Operators and Service Providers
GUIDELINES AND PROCEDURES FOR TRAVEL TO OFFSHORE/SWAMP LOCATIONS AND OBTAINMENT OF OFFSHORE SAFETY PERMIT	Code: NUPRC Guide 0015 - 2024 Revision Date: 1st August 2024

Copyright

All rights reserved. This document is the property of the Nigerian Upstream Petroleum Regulatory Commission (NUPRC), and the copyright thereof is vested in the NUPRC. The use of any part of this document as a quote or in any publication shall be acknowledged and/or referenced.

NUPRC

 NIGERIAN UPSTREAM PETROLEUM REGULATORY COMMISSION	Applicable to all Oil & Gas Operators and Service Providers
GUIDELINES AND PROCEDURES FOR TRAVEL TO OFFSHORE/SWAMP LOCATIONS AND OBTAINMENT OF OFFSHORE SAFETY PERMIT	Code: NUPRC Guide 0015 - 2024 Revision Date: 1st August 2024

1. INTRODUCTION

1.1 Purpose

This document describes the requirements for traveling either by helicopter or boat to offshore/swamp facilities; oil and gas platforms, rigs, work barges, marine vessels, and work boats owned/operated by Operators and/or Contractors in the Nigerian Oil and Gas industry. It provides an explanation for the offshore travel operations requirements as enshrined in the Upstream Petroleum Safety Regulations, 2024 and provisions of Section 60 (a) of the Petroleum (Drilling and Production) Regulations 1969, as amended.

1.2 Scope

This document defines the different types of Offshore Safety Permits and corresponding training requirements. It describes the processes for obtaining these permits as well as the process for requesting an offshore/swamp visit.

Offshore Safety Permit is recorded as a barcode strip on an E- Card issued by NUPRC or its accredited representative. The OSP also records personal details, medical fitness certification, training certification, competence assurance status, etc.

The scope also includes the means of travel by helicopter and boat, and modes of transfer to offshore facilities.

2. OFFSHORE/SWAMP LOCATION TRAVEL REQUIREMENTS

2.1 Travel to Offshore/Swamp Facility

Any person travelling to an offshore/swamp facility, marine vessel, barge or rig operated in the Nigerian oil and gas industry, by either helicopter or boat must:

- i Be authorized by the senior person of the facility, vessel, barge or rig to travel to their destination. Authorization for personnel from Government Regulatory and Security Agencies shall be from the respective Government Regulatory and Security Agencies in accordance with their statutory mandates.

 NIGERIAN UPSTREAM PETROLEUM REGULATORY COMMISSION	Applicable to all Oil & Gas Operators and Service Providers
GUIDELINES AND PROCEDURES FOR TRAVEL TO OFFSHORE/SWAMP LOCATIONS AND OBTAINMENT OF OFFSHORE SAFETY PERMIT	Code: NUPRC Guide 0015 - 2024 Revision Date: 1st August 2024

- ii Be trained to possess the relevant competence as applicable and be required to carry out specific and relevant function at the offshore/swamp location. Special consideration and mitigation exist under this guideline for VIP, state dignitaries, same day return visitors etc.
- iii Possess and present a **Valid Offshore Safety Permit (OSP) Card** for admittance at designated desks at embarkation points, on arrival from and departure to offshore/swamp locations.

3. OSP APPLICATION

3.1 Online Data Submission

To obtain an Offshore Safety Permit, applicants shall complete an “Application for Offshore Safety Permit” on osp.nuprc.gov.ng. The personnel shall fill all necessary fields on the platform and upload/attach all mandatory requirements listed in Section 3.3 to complete the application.

3.2 Biometrics Registration


Biometrics of applicants will be required to complete the application process.

3.3 Mandatory Requirements for Obtaining OSP

Personnel shall meet the following requirements to obtain an OSP: –

- i Have a valid offshore medical certificate of fitness from designated medical facilities¹, clinics or hospitals in Nigeria, which shows fitness to travel to an offshore/swamp environment. The medical examinations shall be in conformance with the requirements of any Guidelines on Occupational Health issued by the Commission. Medical certificates obtained from facilities outside Nigeria shall need concurrence from a designated medical facility in Nigeria.

¹ **Designated medical facilities** are centers capable of carrying out the mandatory medical examination stipulated in “Occupational Health Guideline and Standards for Medical Assessment of Fitness to Work in the Oil & Gas Industry in Nigeria” and recognized by NUPRC.

 NIGERIAN UPSTREAM PETROLEUM REGULATORY COMMISSION	Applicable to all Oil & Gas Operators and Service Providers
GUIDELINES AND PROCEDURES FOR TRAVEL TO OFFSHORE/SWAMP LOCATIONS AND OBTAINMENT OF OFFSHORE SAFETY PERMIT	Code: NUPRC Guide 0015 - 2024 Revision Date: 1st August 2024

- ii Have completed the required mandatory internationally recognized safety survival training as stipulated by NUPRC for offshore/swamp travel. The training shall be conducted at NUPRC approved and accredited² training centers. Safety survival training obtained from offshore training centers outside Nigeria shall be validated by NUPRC prior to its acceptance for OSP registration. Please note that safety survival training (BOSIET, HUET, FOET, TSbB etc.) shall be deemed internationally recognized if the training is accredited by organizations such as IADC, API, OPITO, NOGPA, OLF, UKOOA, NSOC-D and that which may be recognized by the Commission Chief Executive in writing.
- iii Non-Nigerian citizens working offshore must hold a valid work permit visa. A visiting visa is **not** acceptable; and
- iv Payment of the applicable fees.

3.3.1 Exception Note to the Mandatory Requirements for Obtaining OSP

Special Offshore Safety Permit category may be exempted from the requirements of Section 3.3.

3.4 Types of Offshore Safety Permits

There are Seven (7) types of offshore safety permits in which personnel intending to travel/work offshore/swamp may apply under. These are listed in Table 1 below:

² **Accredited Training Center** means a training center that has a valid NUPRC accreditation certificate


 NIGERIAN UPSTREAM PETROLEUM REGULATORY COMMISSION	Applicable to all Oil & Gas Operators and Service Providers
GUIDELINES AND PROCEDURES FOR TRAVEL TO OFFSHORE/SWAMP LOCATIONS AND OBTAINMENT OF OFFSHORE SAFETY PERMIT	Code: NUPRC Guide 0015 - 2024 Revision Date: 1st August 2024

Table 1: Types of Offshore Safety Permits

S/N	Permit Type	ColorStrip
1	Full Offshore Safety Permit (For regular offshore/swamp workers)	Blue
2	Travel Safely by Boat Offshore Safety Permit (Restricted to boat travel only)	Green
3	Marine Crew Offshore Safety Permit (Restricted to Marine Crew only)	Red
4	Helicopter-only Offshore Safety Permit (Restricted to Helicopter-travellers only)	Orange
5	Infrequent Offshore Safety Permit (Limited to four (4) return trips in each year)	White
6	One Time Visit Offshore Safety Permit	Yellow
7	Special Offshore Safety Permit (For State Dignitaries and VIP's)	Purple

3.4.1 Full Offshore Safety Permit

A Full Offshore Safety Permit is required for anyone who makes frequent trips to offshore/swamp facilities. To obtain a Full Offshore Safety Permit, the personnel shall satisfy all the requirements listed in Section 3.3 of this document. The accepted valid mandatory internationally recognized safety survival offshore training certificate shall be TBOSIET or TFOET from a training organization approved by the NUPRC in line with Section 3.3 of this document.

 NIGERIAN UPSTREAM PETROLEUM REGULATORY COMMISSION	Applicable to all Oil & Gas Operators and Service Providers
GUIDELINES AND PROCEDURES FOR TRAVEL TO OFFSHORE/SWAMP LOCATIONS AND OBTAINMENT OF OFFSHORE SAFETY PERMIT	Code: NUPRC Guide 0015 - 2024 Revision Date: 1st August 2024

3.4.2 Travel Safely by Boat Offshore Safety Permit

Travel Safely by Boat Offshore Safety Permit may be issued if a passenger has completed the Travel Safely by Boat (TSbB) training. For all boat travel, TSbB, firefighting and First Aid training certificates shall be a prerequisite for OSP issuance as the mandatory internationally recognized safety survival offshore training. In this instance, the passenger is limited to travel by boat only. All other requirements outlined in Section 3.3 of this document apply.


3.4.3 Marine Crew Offshore Safety Permit (Restricted to Marine Crew)

Due to the nature of work of Marine crew, i.e. working and living onboard a vessel, Marine crews are permitted to join the vessel at any of the marine contractor's bases. Any changes to the compliment of the crew must be reported to NUPRC or its accredited representative for the POB update and the updated crew list must be submitted to NUPRC for update in the OSP system.

The issuance of Offshore Safety Permit to Marine Crew shall be based on their Standards of Training, Certification and Standards of Training, Certification and Watchkeeping (STCW) training and Certificate of Competence. Marine crew members are not required to have completed BOSIET training but are restricted to travel by boat **only** i.e. not permitted to travel by helicopter, unless they have undergone HUET training. All other requirements outlined in Section 3.3 of this document apply.

3.4.4 SWAMP LOCATIONS TRAVEL

The issuance of a restricted Offshore Safety Permit for Swamp locations travel shall be in conformance with the requirements of Section 3.3, and the minimum training requirement for Swamp locations travel shall be a valid HUET for the issuance of Helicopter-only Offshore Safety Permit and a valid Travel by Boat training certificate with a firefighting and First Aid training certificates for the issuance of Travel Safely by Boat Offshore Safety Permit shall be needed requirement.

 NIGERIAN UPSTREAM PETROLEUM REGULATORY COMMISSION	Applicable to all Oil & Gas Operators and Service Providers
GUIDELINES AND PROCEDURES FOR TRAVEL TO OFFSHORE/SWAMP LOCATIONS AND OBTAINMENT OF OFFSHORE SAFETY PERMIT	Code: NUPRC Guide 0015 - 2024 Revision Date: 1st August 2024

3.4.5 Infrequent Offshore Traveller Safety Permit

Infrequent Offshore Traveller Safety Permit is issued to personnel whose nature of work does not require them to work offshore regularly. This category of OSP cannot be used for more than four (4) return trips to offshore/swamp locations within a given year. All requirements outlined in Section 3.3 of this document apply.

3.4.6 One-Time Visit Offshore Safety Permit


This category of permit is to enable travelling and/or staying at offshore/swamp locations for personnel that may prefer to obtain the permit per visit to offshore/swamp location. All the requirements outlined in Section 3.3 of this document apply.

3.4.7 Special Offshore Safety Permit

In exceptional circumstances a Special Offshore Safety Permit may be issued, subject to the approval of the Commission Chief Executive. This is usually for a visit to an offshore/swamp facility by State Dignitaries, Senior Company Managers and Directors, Government visitors and other VIPs. The application for Special Offshore Safety Permit to the Commission Chief Executive shall indicate at the minimum, the name of personnel, designation/role, brief details of intended activity at the offshore/swamp location, intended travel date and travel destination.

The mitigation and requirements for Special OSP permits are listed below:

- i. Before offshore travel, all visitors must be given travel briefings and upon arrival at the location, be given site HSE briefing.

 NIGERIAN UPSTREAM PETROLEUM REGULATORY COMMISSION	Applicable to all Oil & Gas Operators and Service Providers
GUIDELINES AND PROCEDURES FOR TRAVEL TO OFFSHORE/SWAMP LOCATIONS AND OBTAINMENT OF OFFSHORE SAFETY PERMIT	Code: NUPRC Guide 0015 - 2024 Revision Date: 1st August 2024

- ii. Visitors are to be accompanied always by personnel from the host team and ensure the Visitor Helmet policy of licensee or lessee is followed.
- iii. Optimized sitting arrangement (e.g. TBOSIET/TFOET trained passenger to sit next to door/window as well as to be the buddy for non-HUET trained visitor/passenger).
- iv. The personnel are not permitted to make an overnight stay at offshore/swamp location. Same day return flight must be ensured.

Note: An Operator/Facility Owner can ONLY be issued a maximum of twenty (20) free Special OSP cards with VIP status for any given year. Each of the VIP OSP cards shall be attached to a company and be valid for two (2) return trips in each year. Any additional Special OSP card shall attract the fee for One-time Visit OSP.


3.5 OSP Fees

The OSP fees and payment procedure are regularly updated and published on NUPRC website (nuprc.gov.ng). For types 1 - 5 of the OSP categories, an initial one-off payment per personnel is required for registration on the OSP platform. Thereafter, renewal of the subscription will apply. The replacement of the lost OSP shall be at a fee.

Note: Personnel that do not subscribe to the OSP platform for up to five (5) years will be required to re-register and pay fees applicable to a new registration.

3.6 Validity of OSP

- i. OSP validity will depend on the validity of medical certificate, relevant training, and OSP subscription fees, whichever comes first.
- ii. Infrequent Offshore Travellers Offshore Safety Permit fee shall be valid for three (3) years with a maximum of four (4) offshore return trips in each year

 NIGERIAN UPSTREAM PETROLEUM REGULATORY COMMISSION	Applicable to all Oil & Gas Operators and Service Providers
GUIDELINES AND PROCEDURES FOR TRAVEL TO OFFSHORE/SWAMP LOCATIONS AND OBTAINMENT OF OFFSHORE SAFETY PERMIT	Code: NUPRC Guide 0015 - 2024 Revision Date: 1st August 2024

- iii. One-time Visit Offshore Safety Permit is valid for a return visit to offshore/swamp location.
- iv. Special Offshore Safety Permit is valid for a maximum of two (2) return trips per year. Subsequent visits will attract the fees applicable to One-Time Visit OSP.

3.7 Replacement of Lost Offshore Safety Permit Card

Replacement of lost Offshore Safety Permit card shall be at a fee stipulated in line with Section 3.5 of this document. The personnel shall be required to provide a court affidavit and police report when applying for the card reissuance.

3.8 Damaged Offshore Safety Permit Card


Any OSP card that becomes inadvertently damaged or defaced will be changed by the Commission or its accredited representative at no fee to the card holder.

4. FINAL PREPARATION FOR TRAVELLING OFFSHORE/SWAMP

4.1 Final checks for passengers

Before going offshore/swamp, the traveller must:

- i. Be physically fit to travel (i.e. the traveller must not be suffering from any effects of significant illness, injury, influence of alcohol or drugs which may restrict mobility or limit normal responses);
- ii. Hold a valid Offshore Safety Permit and present at embarkation points for admittance.
- iii. Have approval from the facility intended for visit i.e. AOS or SOS of the facility concerned, DSV for the rigs, Barge Superintendent and CSR for workbarge, CSR for the workboat and Vessel Masters for the marine vessels.
- iv. Have proper soft-sided luggage (i.e. plastic carrier bag not permitted).
- v. Not be carrying any prohibited items as listed below in Section 4.1.1.

 NIGERIAN UPSTREAM PETROLEUM REGULATORY COMMISSION	Applicable to all Oil & Gas Operators and Service Providers
GUIDELINES AND PROCEDURES FOR TRAVEL TO OFFSHORE/SWAMP LOCATIONS AND OBTAINMENT OF OFFSHORE SAFETY PERMIT	Code: NUPRC Guide 0015 - 2024 Revision Date: 1st August 2024

- vi. Wear suitable shoes and clothing (for air travel) in line with relevant NCAA regulations.
- vii. for boat travel, suitable shoes, clothing and SOLAS compliant flotation device must be worn.

Passengers are advised to carry unit baggage not exceeding the limit set by the operating company. Pieces weighing more than the stipulated weights must be brought to the attention of the authorities so they can be manifested.

4.1.1 Prohibited Items

The items listed below are prohibited from being taken offshore/swamp by all offshore/swamp travellers including visitors: -

- i. Matches and cigarette lighters.
- ii. Alcohol.
- iii. Non-prescription drugs and accessories.
- iv. Fishing equipment (or fish).
- v. Flammable substances (paint, thinners, solvent, lighter fuel).
- vi. Non-intrinsically safe electrical equipment (see below).
- vii. Corrosive substances (acids and alkalis).
- viii. Weapons and explosives.
- ix. Pornographic material.
- x. Open flip flops with no back straps.
- xi. Any other items so identified by the carrier or operator.

4.1.2 Exception Note on Prohibited Items

The following items cannot be taken offshore/swamp unless the noted requirements are met.

 NIGERIAN UPSTREAM PETROLEUM REGULATORY COMMISSION	Applicable to all Oil & Gas Operators and Service Providers
GUIDELINES AND PROCEDURES FOR TRAVEL TO OFFSHORE/SWAMP LOCATIONS AND OBTAINMENT OF OFFSHORE SAFETY PERMIT	Code: NUPRC Guide 0015 - 2024 Revision Date: 1st August 2024


- i. **Knives** can only be taken offshore if they are required for specific work; a company supervisor must provide a letter stating what the knife is to be used for, before being granted passage. The letter must be shown at the security checkpoint.
- ii. **Non-intrinsically safe electrical equipment** includes mobile phones, pagers, radios, electronic cameras, digital cameras, laptop computers, battery operated torch lights, electric razors. Such items must be declared at check-in and at any point when asked to do so.
- iii. **Prescription drugs** may be taken offshore/swamp provided the patient has a valid prescription from a government approved (Medical and Dental Council of Nigeria/Federal Ministry of Health) clinic authorizing their use. On arrival, the patient must report to the offshore medic.

4.2 Embarkation Points

Travelling to offshore/swamp locations are only permitted through established air and marine embarkation points in Nigeria which are recognized by the Commission. In exceptional cases where embarkation points outside Nigeria may be used, Operators/Facility owners are to notify and obtain approval from the Commission and ensure compliance with the Nigerian Immigration laws. Furthermore, personnel arriving from embarkation points outside Nigeria must have a valid OSP and their itinerary forwarded to the Commission in ample time ahead of travel date.

4.3 Maximum Duration of Work at Offshore/Swamp Oil and Gas Handling Facilities and Rigs

Any person working in any oil and gas handling facility and rigs at offshore/swamp locations shall not exceed:

 NIGERIAN UPSTREAM PETROLEUM REGULATORY COMMISSION	Applicable to all Oil & Gas Operators and Service Providers
GUIDELINES AND PROCEDURES FOR TRAVEL TO OFFSHORE/SWAMP LOCATIONS AND OBTAINMENT OF OFFSHORE SAFETY PERMIT	Code: NUPRC Guide 0015 - 2024 Revision Date: 1st August 2024

- i. A stay of thirty (30) days concurrently at the location, from the time of arrival to their offshore destination. The minimum duration of 'time off' must be at least half the time of stay offshore.
- ii. Twelve (12) hours of work per day. The 'off duty' shall be at least equal the number of hours of work per day.

4.3.1 Exception Note to the Maximum Duration of Work at Offshore/Swamp Oil and Gas Handling Facilities and Rigs

In the event of any special circumstance that may require exception to Section 4.3 above, the company shall notify the Commission in writing with satisfactory reasons and obtain approval from the CCE, NUPRC. Please note that all accruable compensation which is due because of any extension of stay shall be implemented in line with the applicable and governing condition of employment/service for the personnel.

4.4 Health and Hygiene Practices for Travelling to Offshore/Swamp Location **The following health and hygiene practices shall be maintained:**

- i. The body temperature of all personnel shall be checked at embarkation points and on arrival at location. The normal body temperature, according to WHO, is between 36.5°C – 37.5°C.
- ii. All reusable PPEs shall be sanitized/disinfected prior to use.
- iii. Sanitizing materials shall be provided at embarkation points. Personnel shall be required to wash/sanitize their hands properly at embarkation points and on arrival to offshore/swamp Locations
- iv. On arrival at offshore/swamp, residents shall be required to visit the medic for assessment.
- v. Medic on board shall have relevant PPEs and tools to deal with suspected infectious diseases.

 NIGERIAN UPSTREAM PETROLEUM REGULATORY COMMISSION	Applicable to all Oil & Gas Operators and Service Providers
GUIDELINES AND PROCEDURES FOR TRAVEL TO OFFSHORE/SWAMP LOCATIONS AND OBTAINMENT OF OFFSHORE SAFETY PERMIT	Code: NUPRC Guide 0015 - 2024 Revision Date: 1st August 2024

5. HELICOPTER TRAVEL

5.1 Check-in

All check-in procedures shall be in accordance with OSP and NCAA requirements. Each passenger must have a valid Offshore Safety Permit before being allowed to proceed beyond check-in and security.

5.1.1 Baggage and Security


All baggage must be examined by security personnel in the passenger terminal prior to check-in and shall be in line with NCAA rules and regulations. At check-in, each passenger's name shall be validated against the flight manifest and a boarding card issued. Passengers must pass through a metal detector and proceed for helicopter safety briefing before going offshore/swamp.

5.1.2 Helicopter Safety

The helicopter safety briefing must be carried out before every flight in line with the applicable NCAA regulations. Passengers must follow the directions of the airport staff and have their hearing protection on, prior to exiting the main terminal building and wait for the direction of the ground crew to direct boarding and collect the boarding card. Passengers must always wear ear protection and a life vest during helicopter flights. Whilst onboard the helicopter and on helidecks, passengers must follow the instructions from pilots, cabin crew or HLO always.

5.1.3 Carriage of Dangerous Goods

The carriage of dangerous goods is subject to the legal requirements contained in the NCAA Technical Instructions. Nigeria also uses the International Air Transport Association (IATA) Dangerous Goods regulations (published annually) as the everyday controlling reference.

 NIGERIAN UPSTREAM PETROLEUM REGULATORY COMMISSION	Applicable to all Oil & Gas Operators and Service Providers
GUIDELINES AND PROCEDURES FOR TRAVEL TO OFFSHORE/SWAMP LOCATIONS AND OBTAINMENT OF OFFSHORE SAFETY PERMIT	Code: NUPRC Guide 0015 - 2024 Revision Date: 1st August 2024

5.2 Arrival and Departure


5.2.1 Arrival at Manned Platform

Passengers must remain in their seats with seat belts fastened until told to release them by the Helicopter Landing Officer (HLO) or a member of the flight crew. Baggage shall be unloaded from the aircraft by the helideck crew. After collecting their baggage, passengers should leave the helideck when directed by the HLO. Passengers leaving or approaching the helicopter must always stay within the helicopter "safety zones" and in the sight of the helicopter pilots. They should then go immediately to the administration office to do the following: -

- i. **Residents:** register their arrival, obtain cabin allocation and receive a safety card (**residents only**).
- ii. **Day visitors:** receive a visitor pass stating allocated muster station, emergency procedure and telephone numbers.
- iii. **Visitors in transit:** confirm connecting travel arrangements to any 'satellite' platforms with the Transport Scheduler for infield boat if applicable.
- iv. **Health & Safety Briefing:** passengers visiting an installation for the first time (**or after an absence of more than three months**) must receive a health, security and safety briefing immediately on arrival.

5.2.2 Arrival at Unmanned Platform

There are no helideck crews to unload the helicopter and therefore passengers shall collect their baggage from the cabin attendant. After collecting their baggage, passengers should leave the helideck by the nearest access stairs. Extreme care should be taken to ensure they stay in sight of the pilots and are always within the helicopter "safety zones". Passengers must then check the location of the muster station and familiarize themselves with the emergency requirements.

 NIGERIAN UPSTREAM PETROLEUM REGULATORY COMMISSION	Applicable to all Oil & Gas Operators and Service Providers
GUIDELINES AND PROCEDURES FOR TRAVEL TO OFFSHORE/SWAMP LOCATIONS AND OBTAINMENT OF OFFSHORE SAFETY PERMIT	Code: NUPRC Guide 0015 - 2024 Revision Date: 1st August 2024

5.2.3 Departure at Manned Platforms


Before leaving an offshore installation to travel to another location or return onshore, all travellers must do the following: -

- i. Inform their supervisors of their departure.
- ii. Confirm their departure with the administration office.
- iii. Collect a boarding card.
- iv. Return the visitor pass (**day visitors only**).
- v. Have baggage weighed.
- vi. Passengers who stay offshore for longer than 24hours should be given the necessary safety briefing.

When instructed by the Helicopter Landing Officer (HLO), passengers must fit hearing protection and proceed to the helideck with their baggage. Boarding cards shall be collected before passengers move onto the helideck. They must hand their baggage to the helicopter cabin attendant before boarding the helicopter.

5.2.4 Departure at Unmanned Platforms

At an unmanned installation, there is no Helicopter Landing Officer (HLO) available to coordinate boarding, consequently **passengers must wait below the helideck and not by the stairway for the arrival of the helicopter**. They should have their baggage ready and have their ear protection fitted. After the helicopter has landed, the pilot shall switch off the red anti-collision lights. All passengers are to remain below the helideck until they receive clearance from the cabin attendant who shall alight from the aircraft, walk to the staircase and give clearance to come up to the helideck. The pilot shall give the “thumbs up” signal indicating passengers can approach the helicopter.

 NIGERIAN UPSTREAM PETROLEUM REGULATORY COMMISSION	Applicable to all Oil & Gas Operators and Service Providers
GUIDELINES AND PROCEDURES FOR TRAVEL TO OFFSHORE/SWAMP LOCATIONS AND OBTAINMENT OF OFFSHORE SAFETY PERMIT	Code: NUPRC Guide 0015 - 2024 Revision Date: 1st August 2024

The cabin attendant shall guide the passengers to ensure they approach within the helicopter safety zones. Passengers must hand their baggage to the helicopter cabin attendant before boarding the helicopter.

6. BOAT TRAVEL

6.1 Check-in and Boarding Procedure


All check-in procedures shall be in accordance with OSP system requirements. Each passenger must have a valid Offshore Safety Permit before being allowed to proceed beyond check-in and security. The check in officer shall check each person against the manifest. For all boat travels, TSbB , firefighting and First Aid training certificates shall be a prerequisite for OSP issuance.

6.1.1 Passenger Safety

Passengers must undergo a safety briefing before travel and always adhere strictly to instructions from the boat crew. In the event of an emergency, the boat crew will give instructions on what actions to take.

Passengers must remain inside the passenger cabin while the boat is transiting any channel and are only allowed on the boat open deck after the boat has cleared the channel and before entering the 500m-safety zone. When on the boat open deck, passengers must wear their SOLAS compliant floatation device. At least one boat crew must be in attendance at all times on the open deck to watch over the passengers. The maximum allowable number of passengers on the boat shall not be exceeded.

On arrival at your destination, passengers must remain in the designated area until a member of the crew indicates that passengers may disembark. Passengers must have their SOLAS compliant floatation device securely fastened until they have cleared the boat landing area and in a safe area of the platform.

 NIGERIAN UPSTREAM PETROLEUM REGULATORY COMMISSION	Applicable to all Oil & Gas Operators and Service Providers
GUIDELINES AND PROCEDURES FOR TRAVEL TO OFFSHORE/SWAMP LOCATIONS AND OBTAINMENT OF OFFSHORE SAFETY PERMIT	Code: NUPRC Guide 0015 - 2024 Revision Date: 1st August 2024

6.1.2 Personnel Transfer to Platforms

Proper risk assessment approved by the Senior Site Supervisor should be performed to determine the maximum number of persons allowed to transfer at the same time taking into account the swell and movement of the vessel. Visitors and personnel unfamiliar with the process must be accompanied. This is to allow the boat crew and the BLO to pay more attention on the person(s) and to be ready to give any assistance if required. Standby rescue boats must be ready during all boat transfer operations.

Note: The final decision on whether to make the transfer shall be made by the individual.


6.1.3 Personnel Transfers using Capsules/Basket

Transfer of personnel by Basket/Capsules should be made under strict PTW system with approval from the Senior Site Supervisor. The requirements listed in the NUPRC "Guidelines and Procedures for Lifting Equipment and Lifting Operations" must be met for all personnel transfers.

6.1.4 Bridge and Gangway Transfers

Personnel are sometimes required to cross from a facility using a bridge or gangway. During bridge and gangway crossings, the personnel must wear SOLAS compliant floatation device unless the bridge or gangway is fully enclosed. Gangways must be manned by the gangway watch helper, usually one of the marine crew. Personnel are reminded to adhere strictly to the Operator's transfer procedure.

Note: Transfer of personnel from boat to boat (other than barge and workboat) is not permitted. **This is not applicable to Marine crew.**

 NIGERIAN UPSTREAM PETROLEUM REGULATORY COMMISSION	Applicable to all Oil & Gas Operators and Service Providers
GUIDELINES AND PROCEDURES FOR TRAVEL TO OFFSHORE/SWAMP LOCATIONS AND OBTAINMENT OF OFFSHORE SAFETY PERMIT	Code: NUPRC Guide 0015 - 2024 Revision Date: 1st August 2024

6.1.5 Swing Rope Access

This method of transfer is generally not permissible unless is a last resort under emergency situations.

6.2 Arrival and Departure at Manned Installations

6.2.1 Arrival

After collecting their luggage, passengers should leave the boat landing area and immediately go to the administration office to do the following: -

- i. Register their arrival;
- ii. Be allocated a cabin and receive a safety card (**residents only**); and
- iii. Receive a visitor pass stating allocated muster station, emergency procedures and telephone numbers (**day visitors only**).

For passengers visiting an installation for the first time (or after an absence of more than three months), the visitor policy applies and must always be accompanied. They must receive a health and safety briefing before commencing work.

6.2.2 Departure

Before leaving an offshore/swamp installation to travel to another location or return onshore, all travellers must do the following:

- i. Inform their supervisors that they are leaving.
- ii. Confirm their departure with the administration office.
- iii. Collect a boarding card.
- iv. Return the visitor pass (day visitors only).
- v. Have baggage weighed.

 NIGERIAN UPSTREAM PETROLEUM REGULATORY COMMISSION	Applicable to all Oil & Gas Operators and Service Providers
GUIDELINES AND PROCEDURES FOR TRAVEL TO OFFSHORE/SWAMP LOCATIONS AND OBTAINMENT OF OFFSHORE SAFETY PERMIT	Code: NUPRC Guide 0015 - 2024 Revision Date: 1st August 2024

When instructed by the Boat Landing Officer (BLO), passengers should proceed to the boat landing area with their baggage. Boarding cards shall be collected before boarding the boat.

6.3 Arrival and Departure at Unmanned Installations

6.3.1 Arrival

After collecting their luggage, passengers should leave the boat landing area. They must then check the location of the muster station and familiarize themselves with the emergency requirements.

6.3.2 Departure

Unmanned installations do not have a Boat Landing Officer. Therefore, passengers must wait for the arrival of the boat near the boat landing with their luggage ready. Once the boat has arrived, the boat crew shall indicate when it is safe to board.

7. SANCTIONS

These guidelines provide the requirements to travel and work safely and ensure that safety standards are maintained in the Offshore/Swamp locations in Nigeria.

Noncompliance with the requirements of this guideline shall be deemed as violations to relevant sections of the Petroleum Act 1969 as amended, Petroleum (Drilling and Production) Regulations 1969 & subsequent amendments and Upstream Petroleum Safety Regulations, 2024 regarding the duties of an Operator, Manager or Employee. These violations may summarily lead to travel bans to Offshore/Swamp locations, fines to operators/contractors and/or revocation of Lease, License and Permit.

 NIGERIAN UPSTREAM PETROLEUM REGULATORY COMMISSION	Applicable to all Oil & Gas Operators and Service Providers
GUIDELINES AND PROCEDURES FOR TRAVEL TO OFFSHORE/SWAMP LOCATIONS AND OBTAINMENT OF OFFSHORE SAFETY PERMIT	Code: NUPRC Guide 0015 - 2024 Revision Date: 1st August 2024

8. GLOSSARY


Abbreviations, terms and references used in this document are explained hereunder:

Abbreviation Meaning

AOS	Area Operations Supervisor
API	American Petroleum Institute
BLO	Boat Landing Officer
BOSIET	Basic Offshore Safety Induction and Emergency Training
COC	Certificate of Competency for mariners
CSR	Company Site Representative
NUPRC	Nigerian Upstream Petroleum Regulatory Commission
DSV	Drilling Supervisor
EBS	Emergency Breathing System
TFOET	Tropical Further Offshore Emergency Training
FOS	Field Operations Supervisor
FOET	Further Offshore Emergency Training.
HIP	Hazard Identification Plan
HLO	Helicopter Landing Officer
HUET	Helicopter Underwater Escape Training.
NCAA	Nigerian Civil Aviation Authority
IADC	International Association of Drilling Contractors
IATA	International Air Transport Association
ICAO	International Civil Aviation Organization
MOPO	Manual of Permitted operations

 NIGERIAN UPSTREAM PETROLEUM REGULATORY COMMISSION	Applicable to all Oil & Gas Operators and Service Providers
GUIDELINES AND PROCEDURES FOR TRAVEL TO OFFSHORE/SWAMP LOCATIONS AND OBTAINMENT OF OFFSHORE SAFETY PERMIT	Code: NUPRC Guide 0015 - 2024 Revision Date: 1st August 2024

NOGEP	Netherlands Oils and Gas Exploration and Production Association.
NSOC-D	North Sea Operators Committee – Denmark.
OLF	Norwegian Oil Industry Association.
OPITO	Offshore Petroleum Industry Training Organization
TBOSIET	Tropical Basic Offshore Safety Induction and Emergency Training
TFOET	Tropical Further Offshore Emergency Training.
THUET	Tropical Helicopter Underwater Escape Training
UKOOA	United Kingdom Offshore Operators Association.
OSP	Offshore Safety Permit
POB	Personnel On board
STCW	Standard Training Certification and Watch keeping
SOLAS	Safety of Life at Sea
SOS	Senior Operations Supervisor
TSB	Travel Safely by Boat
VIP	Very Important Person E.g. Government Senior Officials, Senior Company Directors and CEO, Foreign Embassy delegates, Stakeholder, Other Senior delegates from various Companies Local and Foreign.
WHO	World Health Organization

Approved by		
Engr. Gbenga Komolafe, (D.Sc.), FNSE, OFR (Commission Chief Executive Nigerian Upstream Petroleum Regulatory Commission)		
	Date	1st August 2024 Revised Edition